

ISTA 6 - Amazon.com – Over Box Test Report_External

VERSION DATE: 4/24/17

ITEM INFORMATION

Vendor/Seller Name: AmazonBasics

ASIN: B01MQJK2U3

Item: AmazonBasics 60 Watt Equivalent, Soft White, Dimmable, A19 LED Light Bulb | 2-Pack

Certification Passed: Pass / Prep Free Packaging (PFP) **All items must pass for certification*

Fail / Enforced Over Box (EOB)

LAB INFORMATION

Testing Lab: Amazon Packaging Lab

Location: Seattle, Washington

Date of Test: 3/13/2018

ISTA Member/ Lab Tech: Alex Dinsmore

TEST RESULTS

Shipment Configuration	Less Than 15lbs (6.80kg)		15lbs (6.80kg) Or Greater	
	Non Fragile	Fragile	Non Fragile	Fragile
Single	1	1 Passed / 2 Tested		
Multi	1	3 Passed / 3 Tested		
Total Samples	2	4 Passed / 5 Tested		

Post Test Comments:

Overview	Single's Box Size: 10" x 7" x 3" Multi's Box Size: 13" x 9" x 4" Dummy Weights: A,B,D ASIN- B01MQJK2U3 passed ISTA6-AMAZON.COM-Over Boxing and is approved as PFP. It passed as PFP because it did not meet the size requirements of FFP.
Product Condition	Both of the lightbulbs were in new condition with no scuffing or denting from test. The lightbulbs also turned on when plugged in.
Packaging Condition	The packaging was in good condition it had minor scuffing and dents. The inserts in the container were in new condition with very little damage if any at all.

LAB TEST REQUEST {filled out by requestor}

Test Requestor	AmazonBasics
Project Name	AmazonBasics Light Bulbs
Submission Date	3/13/2018
Due Date	3/15/2018

ASIN	Manufacturer	Description
B01MQJK2U3	AmazonBasics	AmazonBasics 60 Watt Equivalent, Soft White, Dimmable, A19 LED Light Bulb 2-Pack

Package Dimension	Catalog Dims 35 x 23 x .3 inches / Actual dims measured by lab 5.25 x 5 x 3 inches / Girth 21.25 inches
Package Weight	Catalog Weight 6.4 ounces / Actual weight by lab .348 lbs.
Classification 1	PFP
Classification 2	Parcel
Test Type	ISTA 6 –Amazon.com Over Box
Fragile/Non-Fragile	Non-Fragile
Value Add Packaging (VAP)	Yes /No
Value Add Packaging (VAP) Info	Material specifications: Corrugated E-Flute / Film LD-PE 04
Total Test Samples	2 units
Additional Notes	N/A




PRE-TEST INSPECTION {filled out by lab}



Product Condition	Package was not opened before testing to review product.
Package Condition	Package was in new condition before testing
Package Condition before testing	<input checked="" type="checkbox"/> ORIGINAL as arrived in the lab for testing <input type="checkbox"/> NEW re-packaged with new materials before testing
Corrugated Info (Box Cert if available)	ECT / Mullen
Dunnage Info	N/A
Additional Notes	N/A



PRE-TEST PICTURES

The least pristine ASIN pack should have 2 isometric pictures taken of the ASIN package as prescribed below. Special call outs and or damage should have description of location and detailed information in the text box below the picture. If a box cert is present, a picture of it should be taken and recorded.

-Please note only one set of pre-test pictures are needed for the single and multi pack out orientation.-

		
<p>ISO #1 Side 1/2/5</p>	<p>ISO #2 Sides 3/4/6</p>	<p>Box Cert (If Applicable)</p>

	
<p>Pre Test Before Dunnage in Box Single</p>	<p>Pre Test After Dunnage in Box Single</p>

	
<p>Pre Test Before Dunnage in Box Multi</p>	<p>Pre Test After Dunnage in Box Multi</p>


TEST DETAIL

Items in black were completed and values updated. Items left in gray were not completed.

Test	Value	P/F	P/F	P/F	P/F	P/F	OBSERVATIONS
BLOCK 1:Temp and Humidity							Ambient Lab Temp 12+ hours
BLOCK 2: Drop 1-7	18 INCHES	P	P	NA	NA	NA	
BLOCK 2: Drop 8	36 INCHES	P	P	NA	NA	NA	
BLOCK 2: Drop 9	18 INCHES	P	P	NA	NA	NA	
BLOCK 3: Vib with Top Load Face 3	30 Lbs.	P	P	NA	NA	NA	45 Lbs. for Multi Box
BLOCK 3: Vib with Top Load Face 4	0 Lbs.	P	P	NA	NA	NA	
BLOCK 3: Vib with Top Load Face 6	Lbs.	P	P	NA	NA	NA	
BLOCK 4: Drop 10-15	18 INCHES	P	P	NA	NA	NA	
BLOCK 4: Drop 16	36 INCHES	P	P	NA	NA	NA	Most Critical Face: Side 6
BLOCK 4: Drop 17	18 INCHES	P	P	NA	NA	NA	Hazard Drop
BLOCK 5: Leak Test	Pass/Fail	NA	NA	NA	NA	NA	Not applicable for this package

TEST PICTURES

Pictures should be taken of each block test set up along with a post picture taken of the item at the end of each test block. Additional pictures of damage should have locations noted, size of damages measured, and written in text box below them.



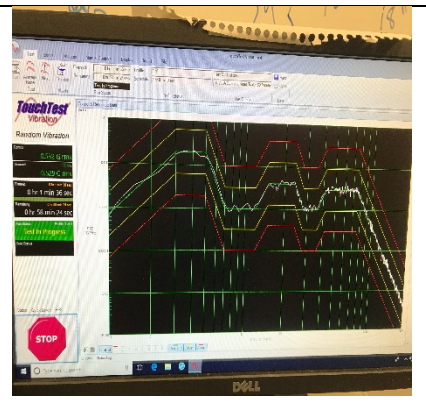

Block 2 Test Set Up




Block 2 Post Test Item Picture




Extra #



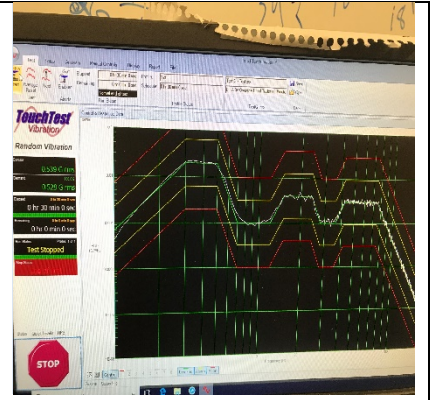
TEST PICTURES {continued}



Block 3 Face 4 Test Set up



Block 3 Face 4 Post Test Item Picture



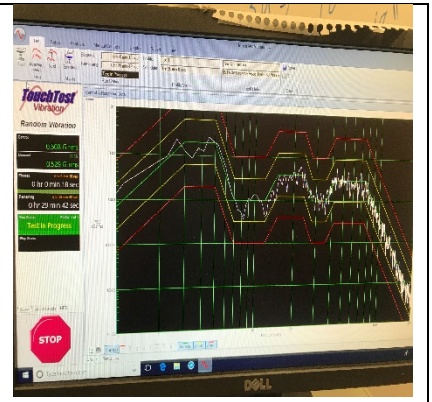
Block 3 Face 4 Test Vibration Profile




Block 3 Face 6 Test Set up



Block 3 Face 6 Post Test Item Picture




Block 3 Face 6 Test Vibration Profile



Block 4 Test Set up



Block 4 Post Test Item Picture



Extra #

TEST PICTURES {continued}

Block 5 Test Set Up	Block 5 Post Test Item Picture	Extra #

POST TEST PICTURES

Pictures in the section should be taken in the following order; box is open with dunnage still in place, dunnage removed, and finally isometric view pictures of the ASINs should be taken as called out as in the two picture spots state below. An exploded bill of material (BOM) view of the item when applicable as the last mandatory picture. Additional pictures of damage should have locations noted, size of damages measured, and written in text box below them.

-PLEASE COMPLETE SECTION FOR EACH ASIN TESTED-

		
ISO #1 Side 1/2/5	ISO #2 Sides 3/4/6	Post Test with dunnage in box

POST TEST PICTURES {continued}




Post Test dunnage removed from box



Post Test with dunnage in box



Post Test dunnage removed from box




Exploded BOM View




Posttest without the instructions




Out of the box with the corrugated protection



Lightbulb turned on and works



Lightbulb turned on and works



Extra #

END OF REPORT